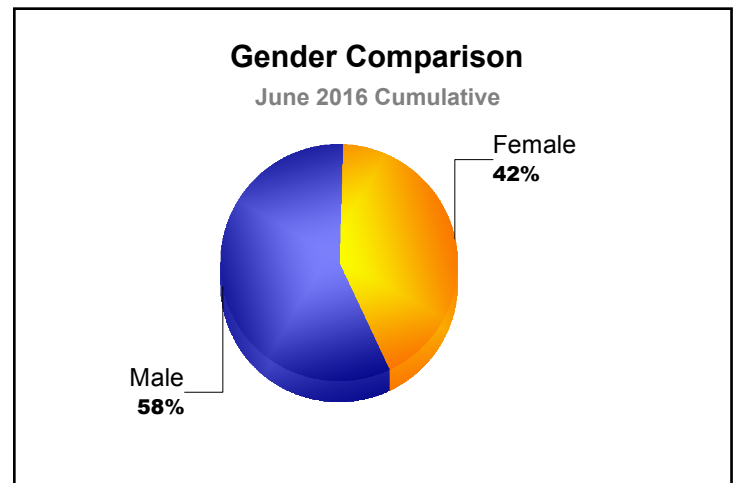
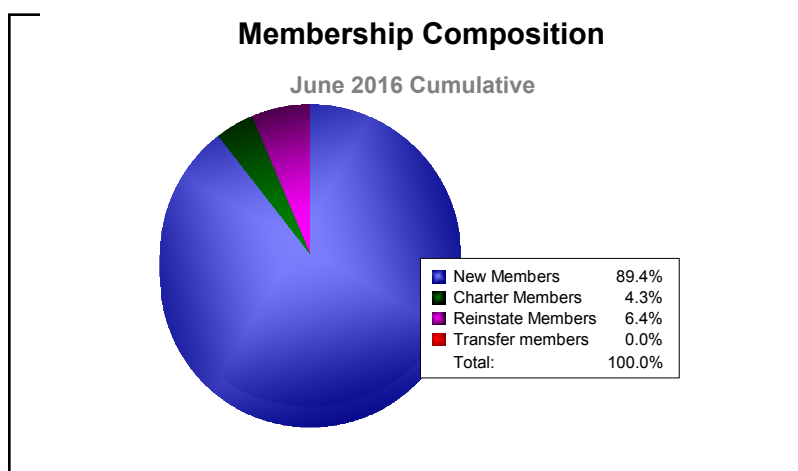
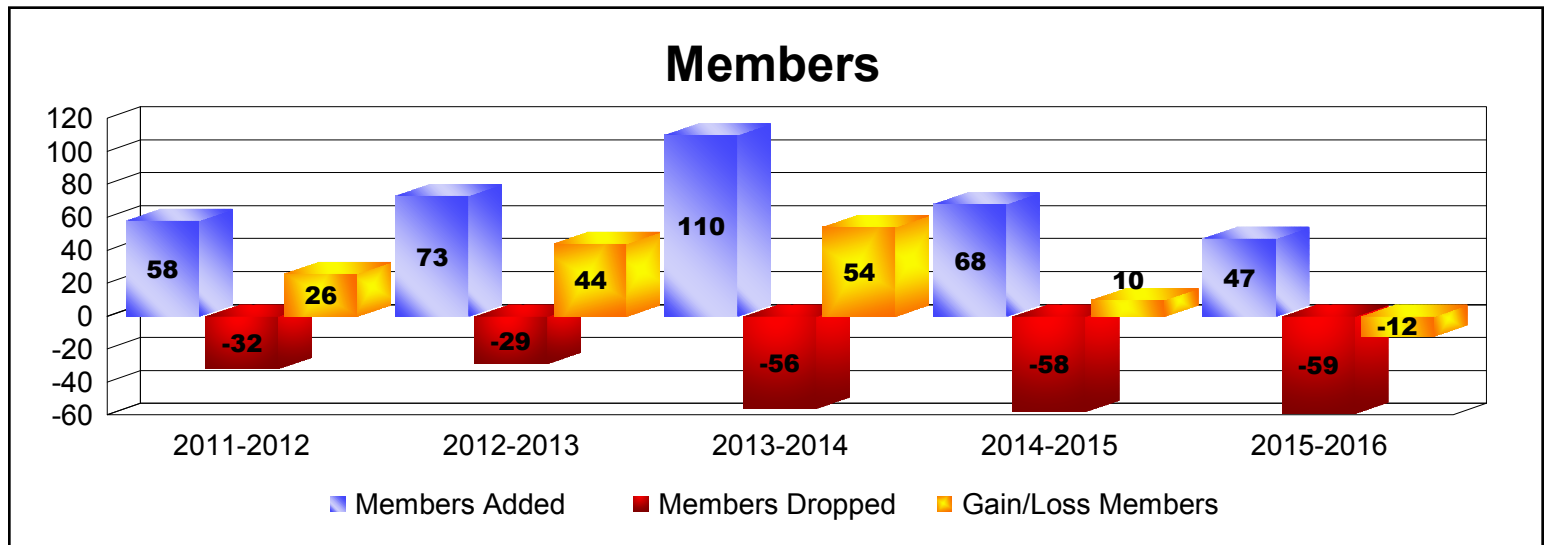
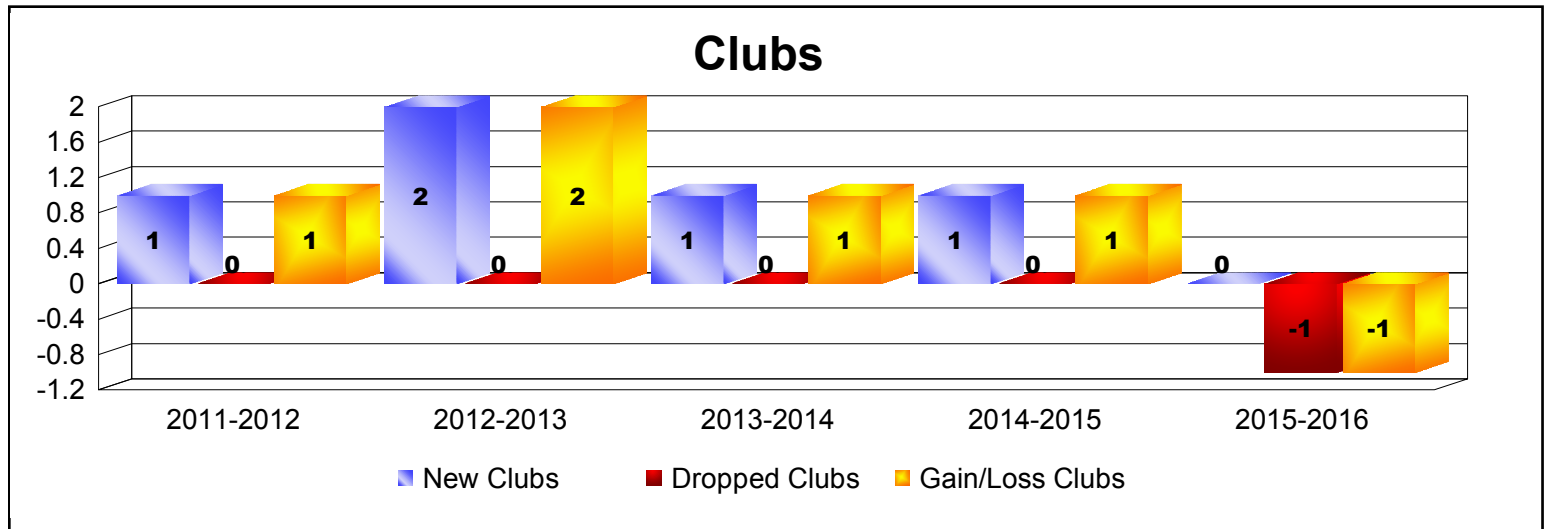
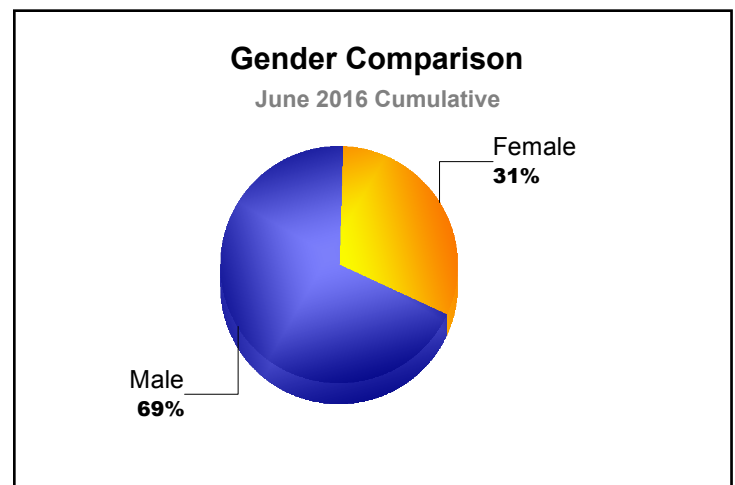
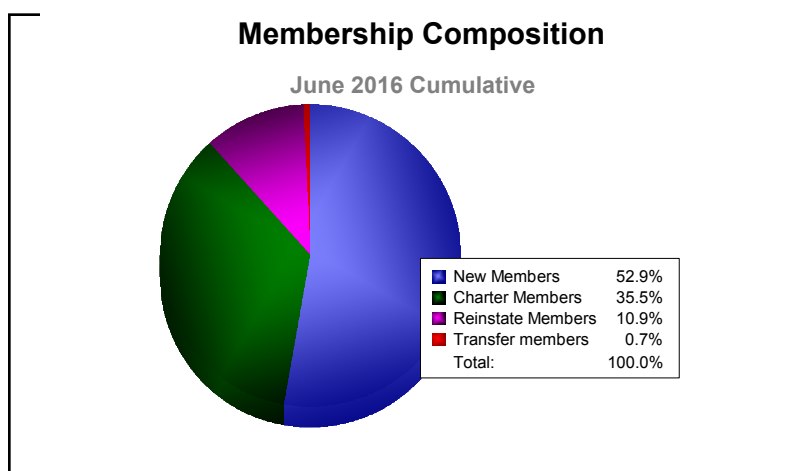
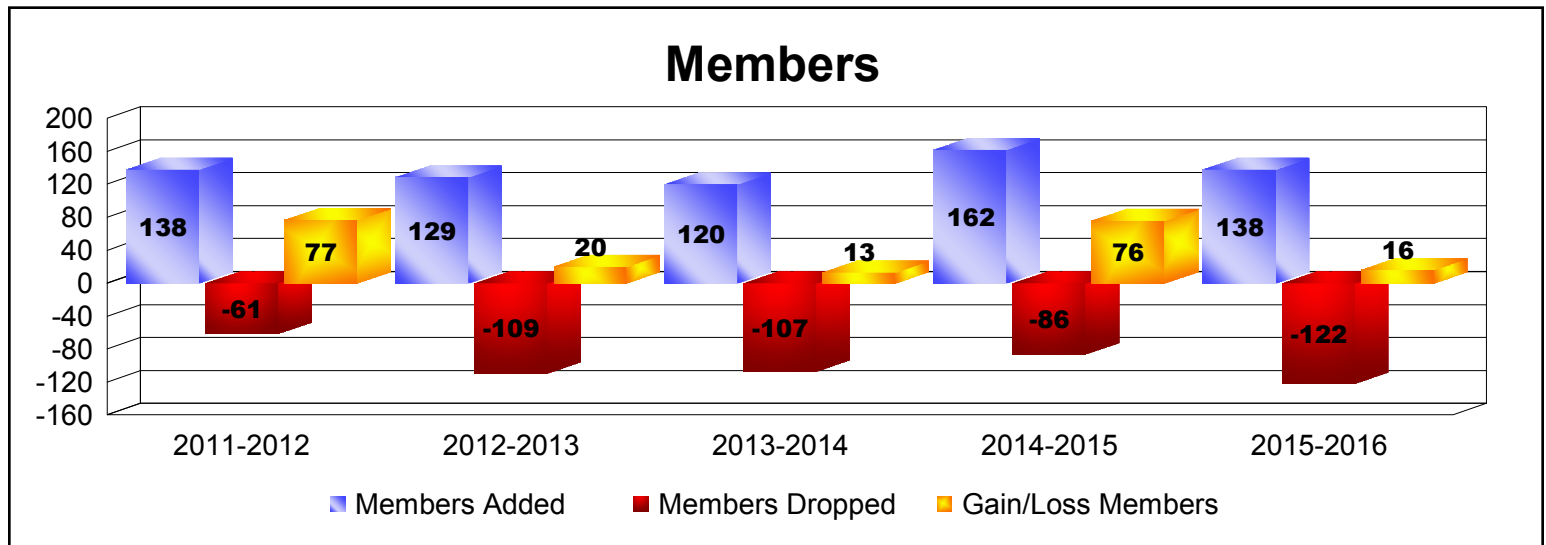
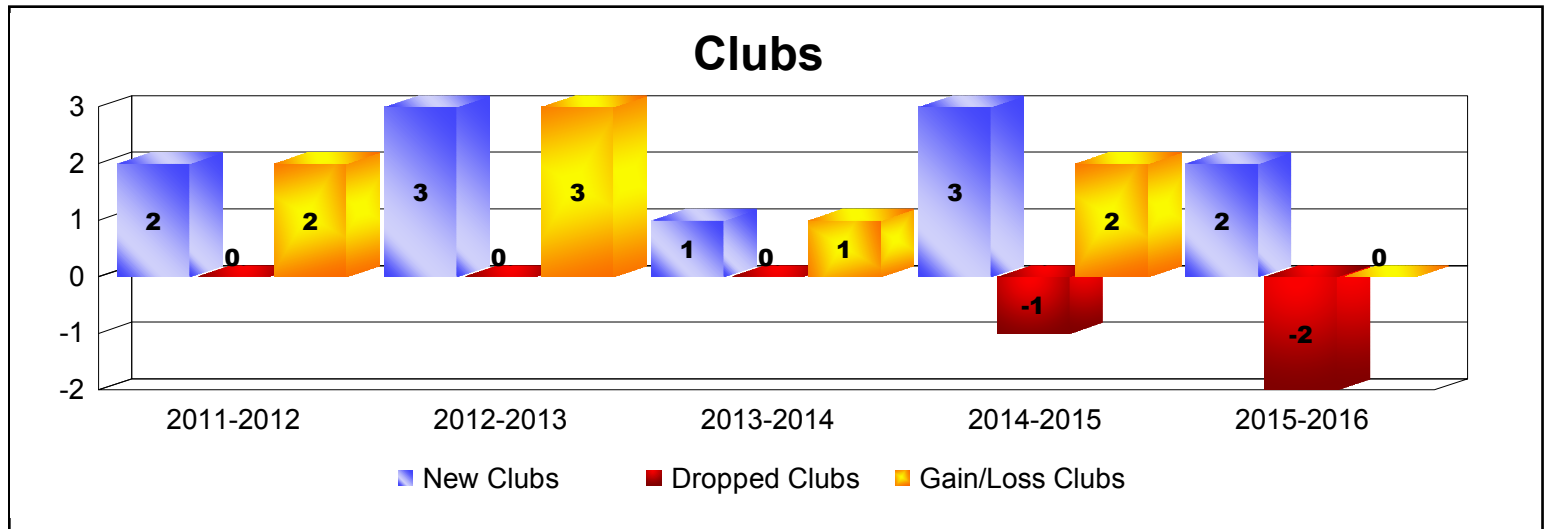


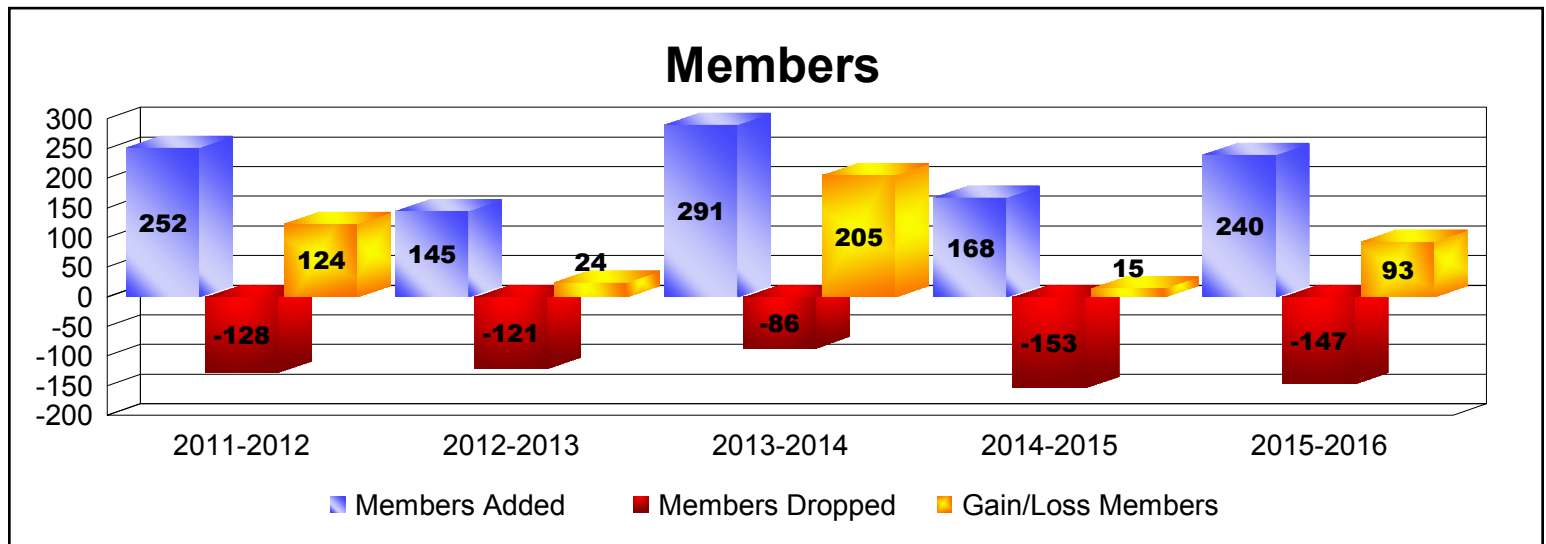
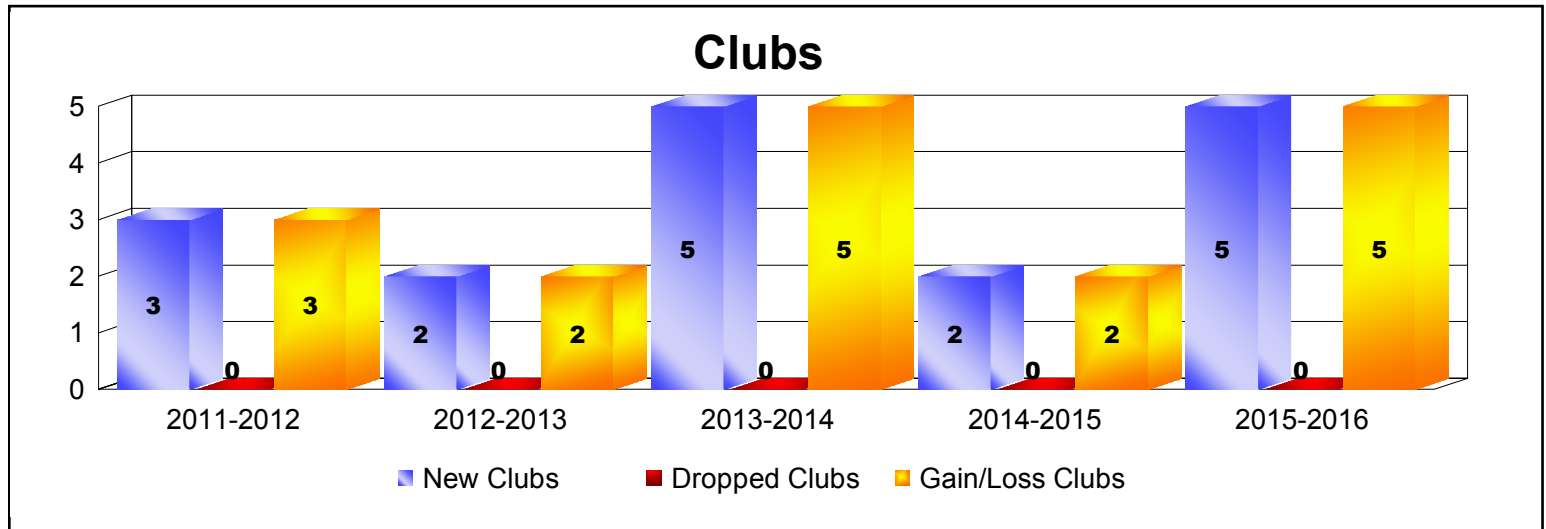
| Year | New Clubs | Dropped Clubs | Gain/ Loss Clubs | New Members | Charter Members | Reinstate Members | Transfer Members | Total Member Added | Total Members Dropped | Gain/ Loss Members |
|----------------|-----------|---------------|------------------|-------------|-----------------|-------------------|------------------|--------------------|-----------------------|--------------------|
| 2011-2012 | 1 | 0 | 1 | 24 | 29 | 4 | 1 | 58 | -32 | 26 |
| 2012-2013 | 2 | 0 | 2 | 17 | 55 | 0 | 1 | 73 | -29 | 44 |
| 2013-2014 | 1 | 0 | 1 | 73 | 34 | 3 | 0 | 110 | -56 | 54 |
| 2014-2015 | 1 | 0 | 1 | 34 | 30 | 1 | 3 | 68 | -58 | 10 |
| 2015-2016 | 0 | -1 | -1 | 42 | 2 | 3 | 0 | 47 | -59 | -12 |
| Average | 1 | 0 | 1 | 38 | 30 | 2 | 1 | 71 | -47 | 24 |



| Year | New Clubs | Dropped Clubs | Gain/ Loss Clubs | New Members | Charter Members | Reinstate Members | Transfer Members | Total Member Added | Total Members Dropped | Gain/ Loss Members |
|----------------|-----------|---------------|------------------|-------------|-----------------|-------------------|------------------|--------------------|-----------------------|--------------------|
| 2011-2012 | 2 | 0 | 2 | 66 | 67 | 4 | 1 | 138 | -61 | 77 |
| 2012-2013 | 3 | 0 | 3 | 42 | 66 | 20 | 1 | 129 | -109 | 20 |
| 2013-2014 | 1 | 0 | 1 | 81 | 31 | 5 | 3 | 120 | -107 | 13 |
| 2014-2015 | 3 | -1 | 2 | 62 | 98 | 0 | 2 | 162 | -86 | 76 |
| 2015-2016 | 2 | -2 | 0 | 73 | 49 | 15 | 1 | 138 | -122 | 16 |
| Average | 2 | -1 | 2 | 65 | 62 | 9 | 2 | 137 | -97 | 40 |

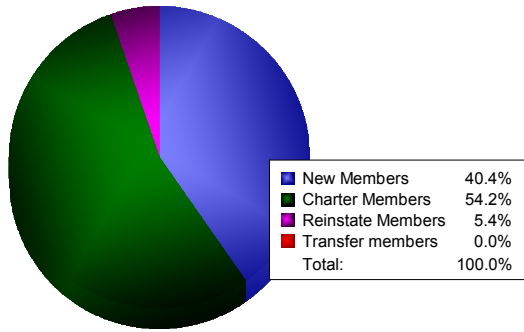


| Year | New Clubs | Dropped Clubs | Gain/ Loss Clubs | New Members | Charter Members | Reinstate Members | Transfer Members | Total Member Added | Total Members Dropped | Gain/ Loss Members |
|----------------|-----------|---------------|------------------|-------------|-----------------|-------------------|------------------|--------------------|-----------------------|--------------------|
| 2011-2012 | 3 | 0 | 3 | 173 | 72 | 4 | 3 | 252 | -128 | 124 |
| 2012-2013 | 2 | 0 | 2 | 82 | 54 | 7 | 2 | 145 | -121 | 24 |
| 2013-2014 | 5 | 0 | 5 | 153 | 133 | 1 | 4 | 291 | -86 | 205 |
| 2014-2015 | 2 | 0 | 2 | 107 | 59 | 2 | 0 | 168 | -153 | 15 |
| 2015-2016 | 1 | 0 | 1 | 0 | 23 | 0 | 0 | 23 | 0 | 23 |
| 2015-2016 | 4 | 0 | 4 | 97 | 107 | 13 | 0 | 217 | -147 | 70 |
| Average | 3 | 0 | 3 | 102 | 75 | 5 | 2 | 183 | -106 | 77 |



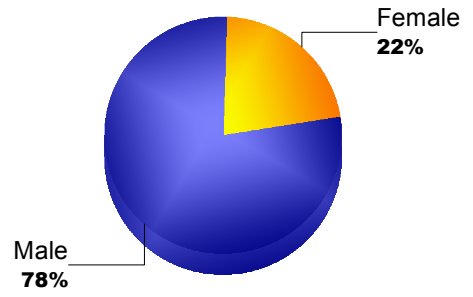
Membership Composition

June 2016 Cumulative

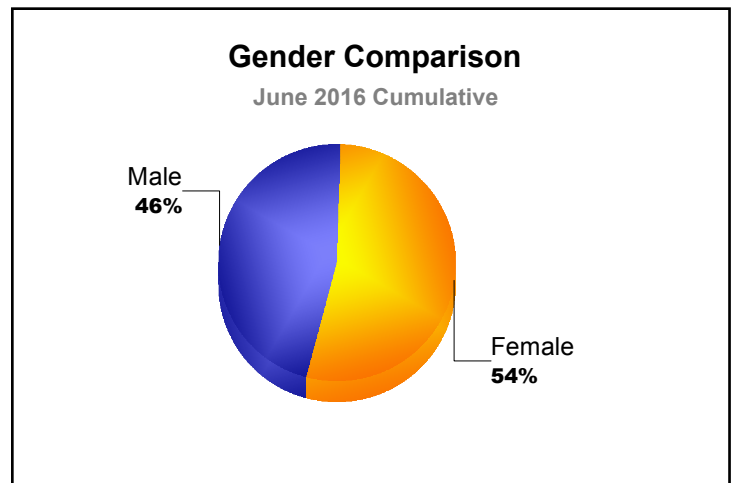
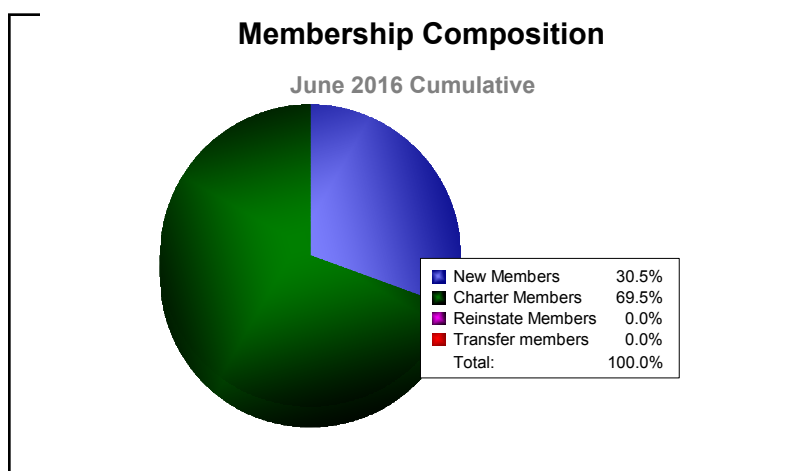
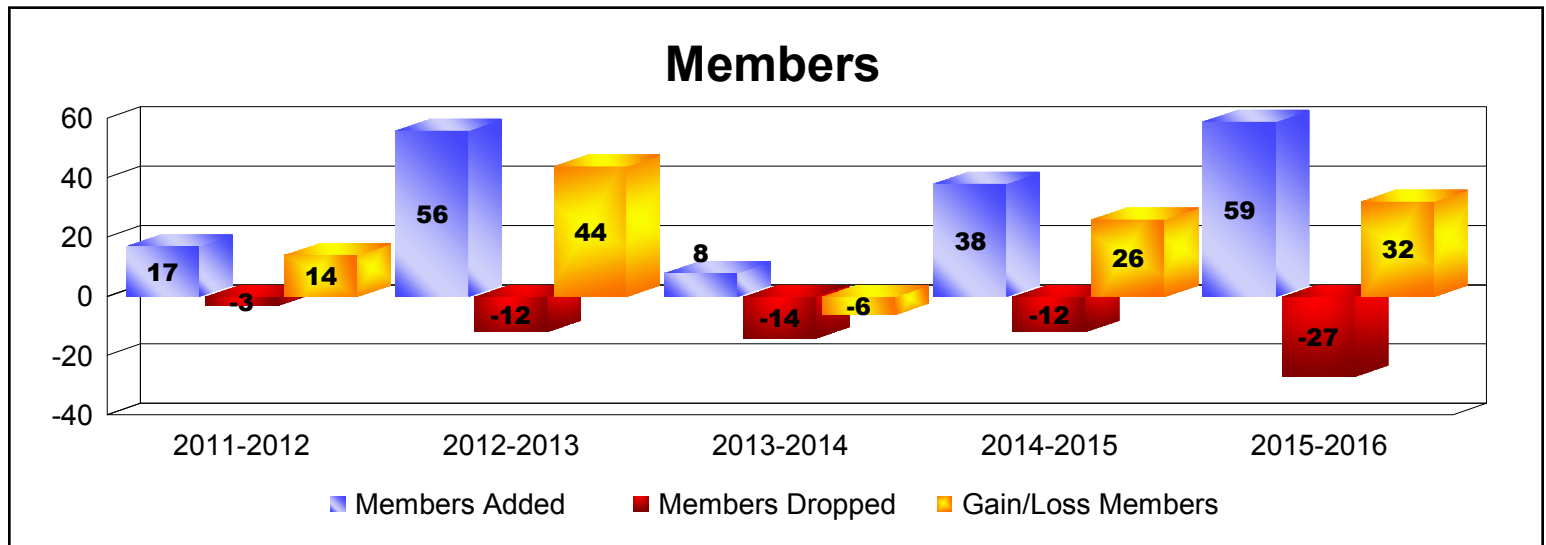
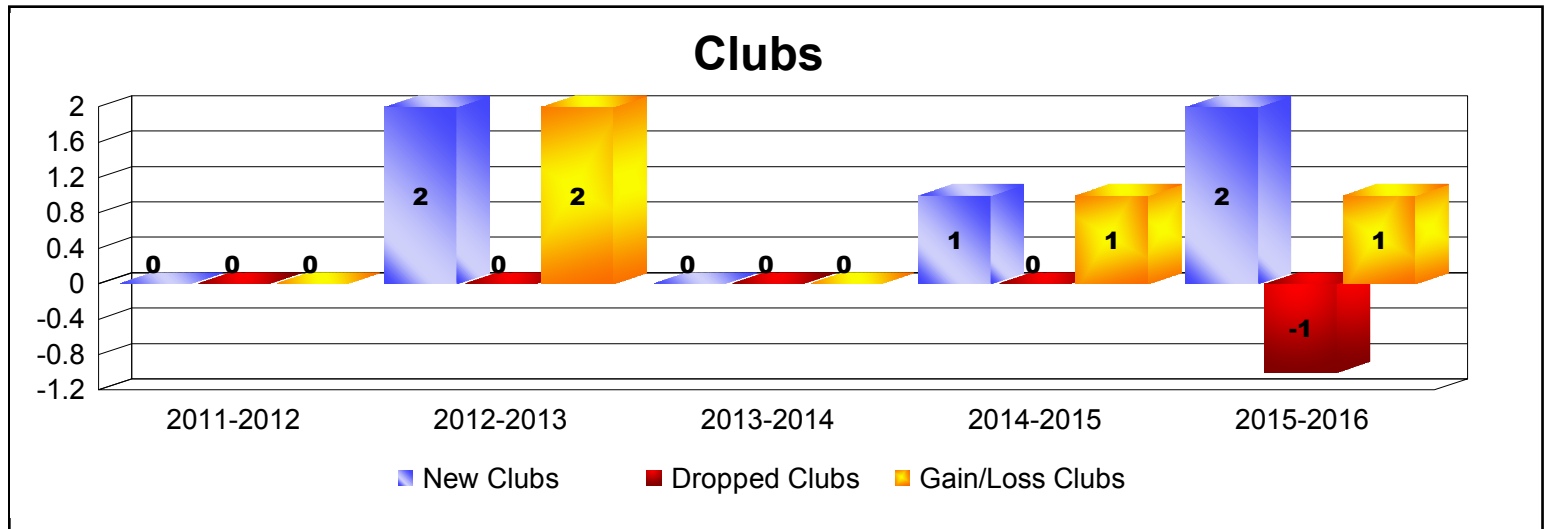


Gender Comparison

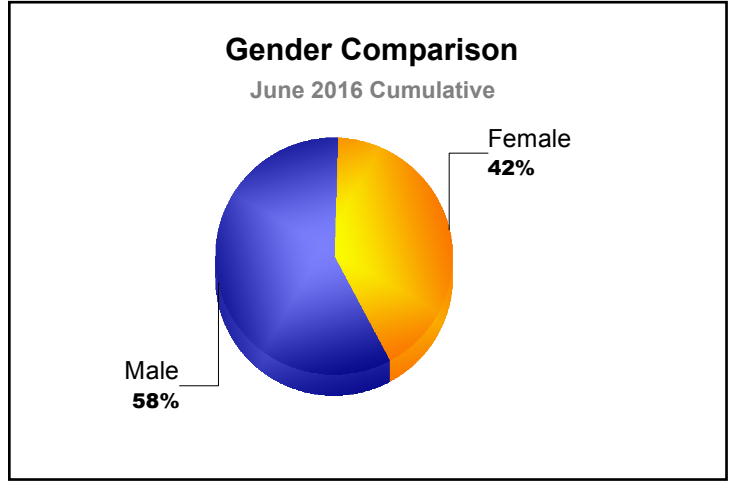
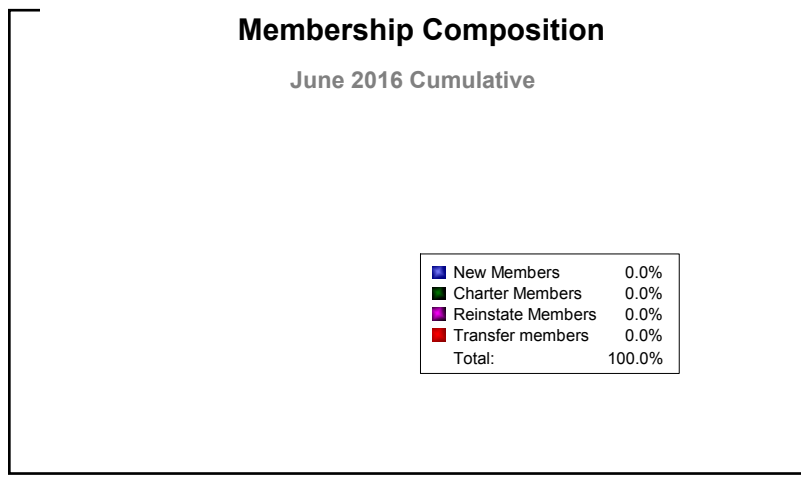
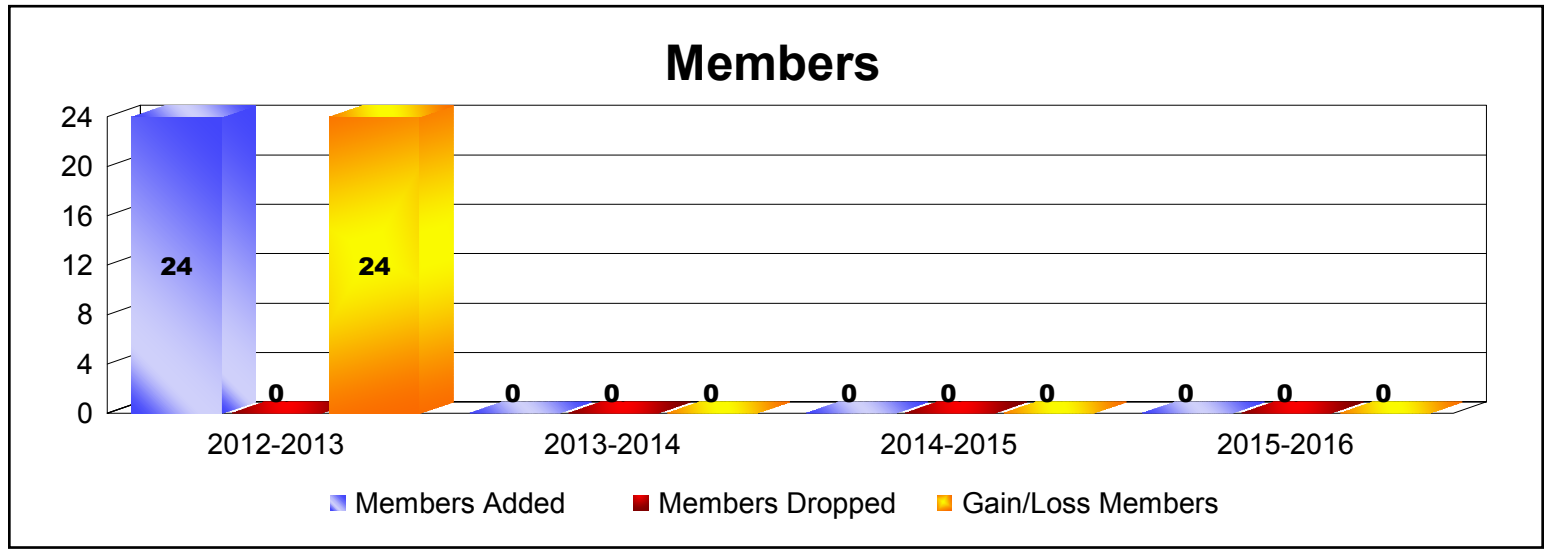
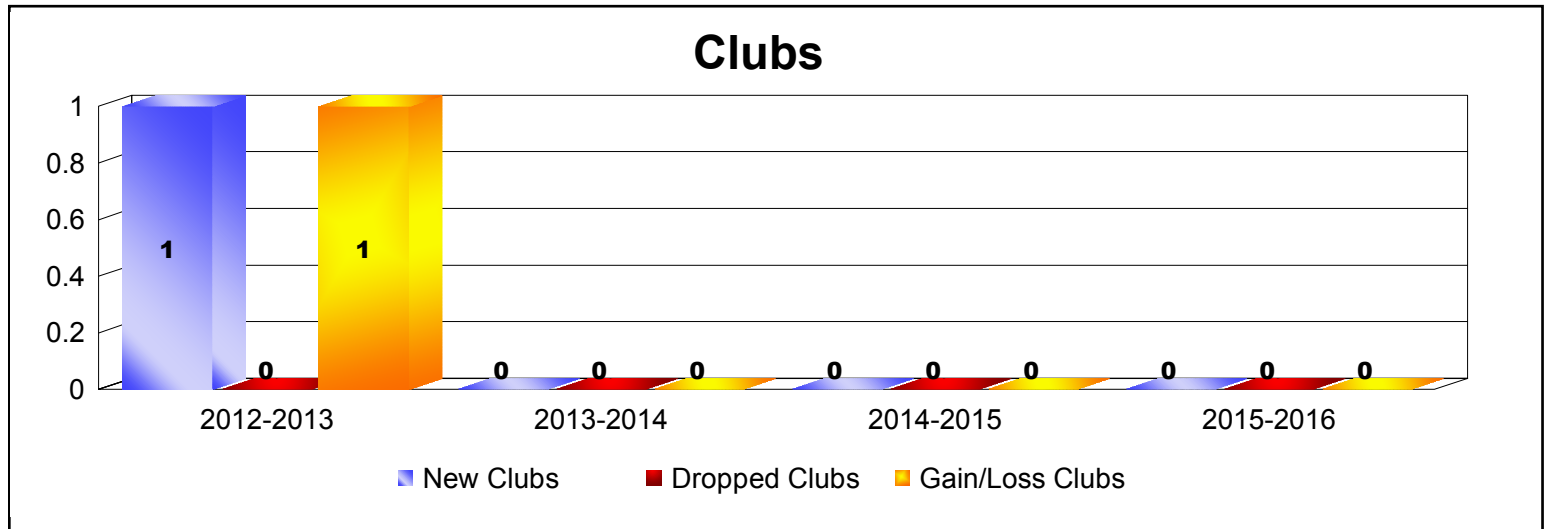
June 2016 Cumulative



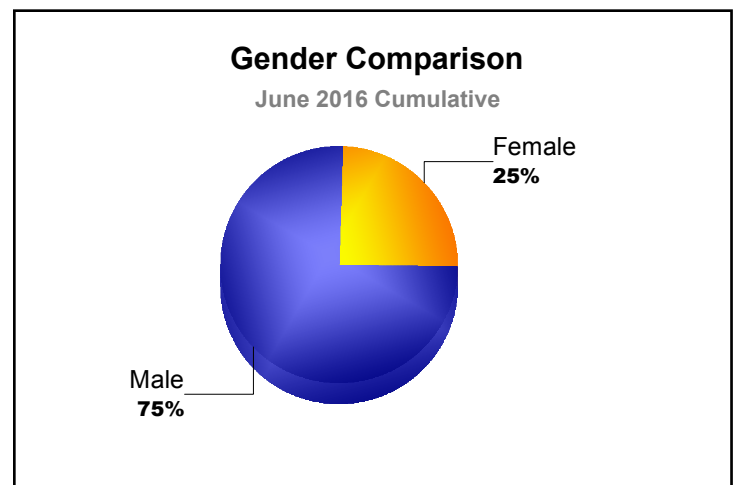
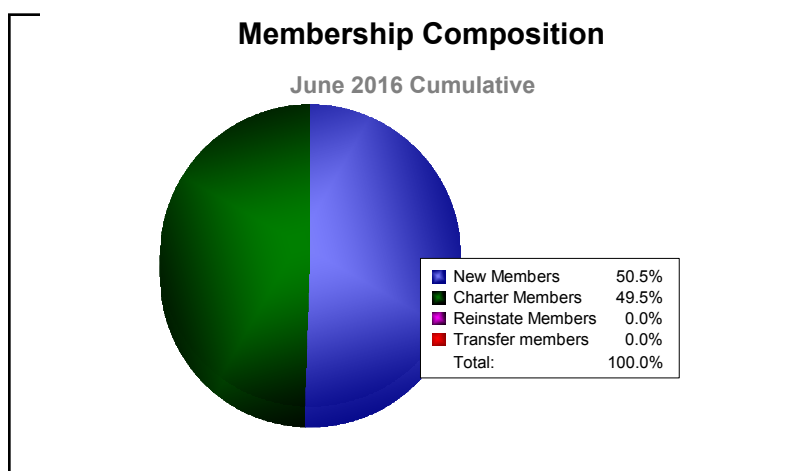
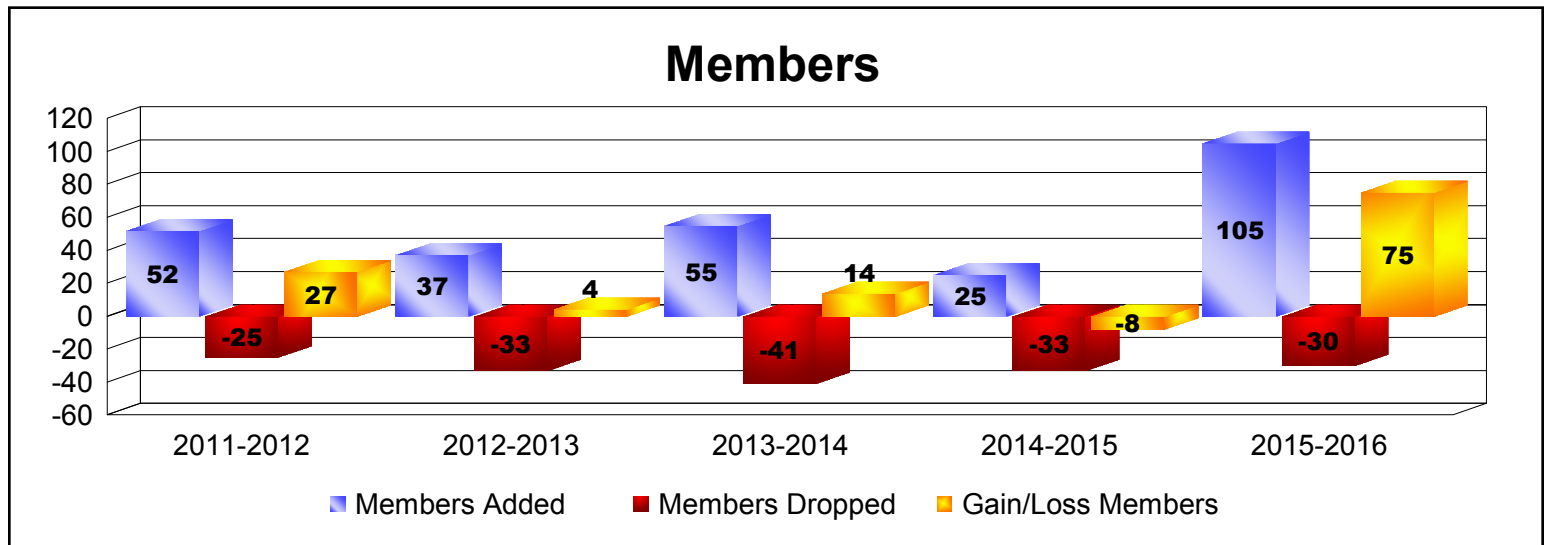
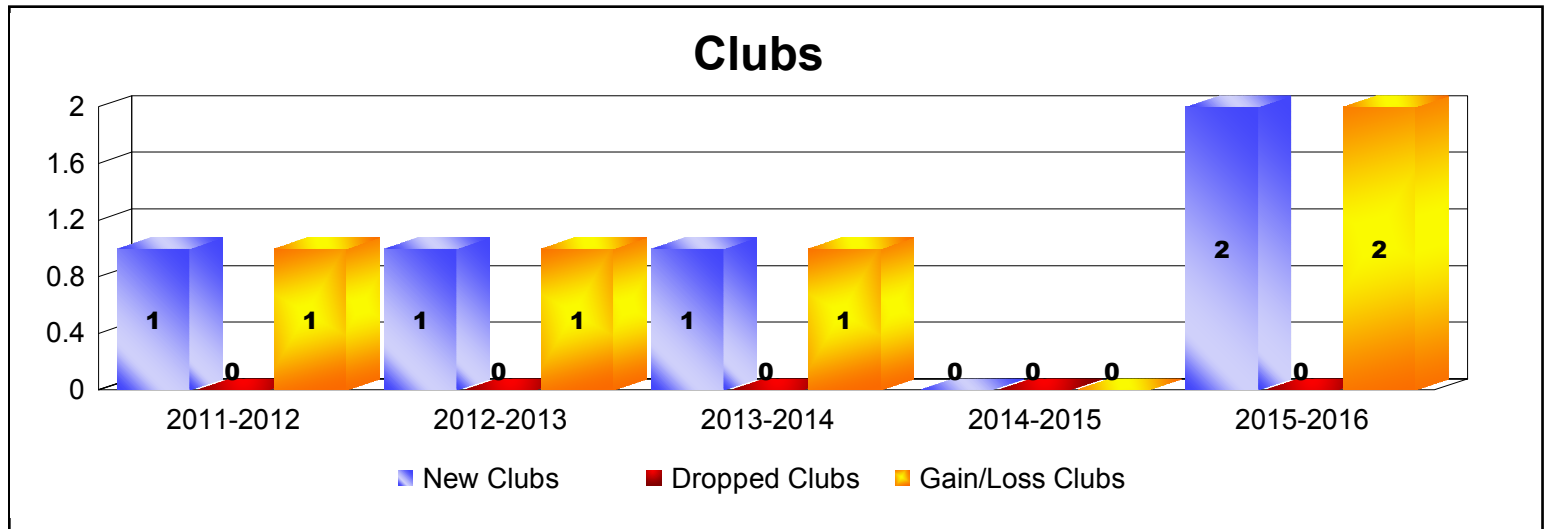
| Year | New Clubs | Dropped Clubs | Gain/ Loss Clubs | New Members | Charter Members | Reinstate Members | Transfer Members | Total Member Added | Total Members Dropped | Gain/ Loss Members |
|----------------|-----------|---------------|------------------|-------------|-----------------|-------------------|------------------|--------------------|-----------------------|--------------------|
| 2011-2012 | 0 | 0 | 0 | 17 | 0 | 0 | 0 | 17 | -3 | 14 |
| 2012-2013 | 2 | 0 | 2 | 12 | 44 | 0 | 0 | 56 | -12 | 44 |
| 2013-2014 | 0 | 0 | 0 | 7 | 1 | 0 | 0 | 8 | -14 | -6 |
| 2014-2015 | 1 | 0 | 1 | 18 | 20 | 0 | 0 | 38 | -12 | 26 |
| 2015-2016 | 2 | -1 | 1 | 18 | 41 | 0 | 0 | 59 | -27 | 32 |
| Average | 1 | 0 | 1 | 14 | 21 | 0 | 0 | 36 | -14 | 22 |



| Year | New Clubs | Dropped Clubs | Gain/ Loss Clubs | New Members | Charter Members | Reinstate Members | Transfer Members | Total Member Added | Total Members Dropped | Gain/ Loss Members |
|----------------|-----------|---------------|------------------|-------------|-----------------|-------------------|------------------|--------------------|-----------------------|--------------------|
| 2012-2013 | 1 | 0 | 1 | 0 | 24 | 0 | 0 | 24 | 0 | 24 |
| 2013-2014 | 0 | 0 | 0 | 0 | 0 | 0 | 0 | 0 | 0 | 0 |
| 2014-2015 | 0 | 0 | 0 | 0 | 0 | 0 | 0 | 0 | 0 | 0 |
| 2015-2016 | 0 | 0 | 0 | 0 | 0 | 0 | 0 | 0 | 0 | 0 |
| Average | 0 | 0 | 0 | 0 | 6 | 0 | 0 | 6 | 0 | 6 |



| Year | New Clubs | Dropped Clubs | Gain/ Loss Clubs | New Members | Charter Members | Reinstate Members | Transfer Members | Total Member Added | Total Members Dropped | Gain/ Loss Members |
|----------------|-----------|---------------|------------------|-------------|-----------------|-------------------|------------------|--------------------|-----------------------|--------------------|
| 2011-2012 | 1 | 0 | 1 | 32 | 20 | 0 | 0 | 52 | -25 | 27 |
| 2012-2013 | 1 | 0 | 1 | 15 | 21 | 0 | 1 | 37 | -33 | 4 |
| 2013-2014 | 1 | 0 | 1 | 31 | 21 | 2 | 1 | 55 | -41 | 14 |
| 2014-2015 | 0 | 0 | 0 | 22 | 0 | 1 | 2 | 25 | -33 | -8 |
| 2015-2016 | 2 | 0 | 2 | 53 | 52 | 0 | 0 | 105 | -30 | 75 |
| Average | 1 | 0 | 1 | 31 | 23 | 1 | 1 | 55 | -32 | 22 |



| Year | New Clubs | Dropped Clubs | Gain/ Loss Clubs | New Members | Charter Members | Reinstate Members | Transfer Members | Total Member Added | Total Members Dropped | Gain/ Loss Members |
|----------------|-----------|---------------|------------------|-------------|-----------------|-------------------|------------------|--------------------|-----------------------|--------------------|
| 2011-2012 | 0 | -2 | -2 | 0 | 0 | 0 | 0 | 0 | -22 | -22 |
| 2012-2013 | 0 | -1 | -1 | 0 | 0 | 0 | 0 | 0 | -12 | -12 |
| Average | 0 | -2 | -2 | 0 | 0 | 0 | 0 | 0 | -17 | -17 |

